

CARESTATION™ 600 Series

Online Product Training

GE Healthcare Education Services

Customer Support

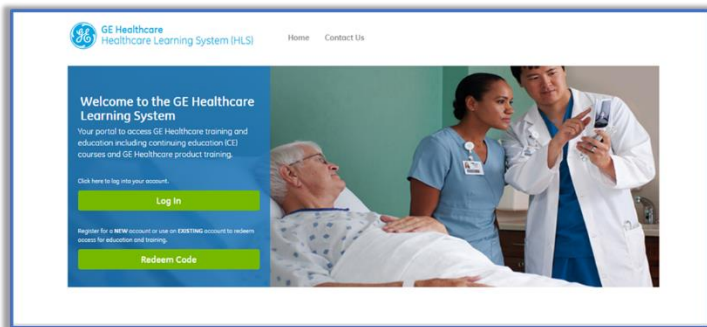


Welcome to the Healthcare Learning System!

Please follow the steps below to access your online training modules.

Access Instructions – follow the below 6 simple steps!

1) Go to:

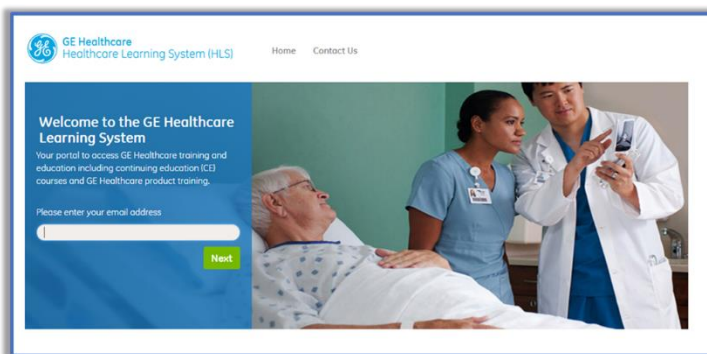


1. Go to: hls.gehealthcare.com

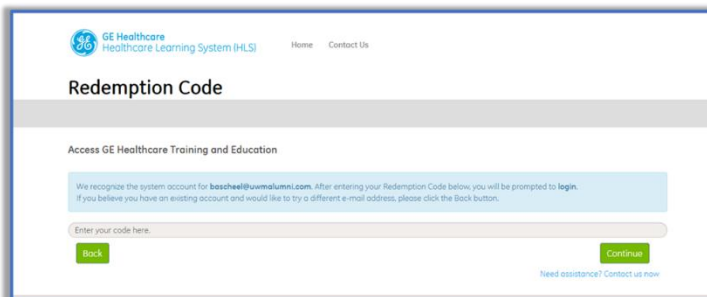


OR SCAN QR CODE to go to the Healthcare Learning System

2) Redeem Code:



2. Click on **Redeem Code**
3. Enter your e-mail address
4. Enter the Redemption Code: **GEHC-CS600**
5. Click **Continue**



3) Register:

The registration form is titled "Registration" and includes the following fields: First Name, Last Name, Email (jared789@vandyke.com), Password, Confirm Password, Job Title (dropdown), Facility (dropdown), Address, Country (dropdown), Zip/Postal Code, State/Region/Province, City, Phone Number, and Preferred Language (English (en)). A note below the form states: "For a required password strength, passwords must be at least 8 characters long and contain all four of the following: lowercase, uppercase, numeric and special character." A "Facility Not Listed" checkbox is also present.

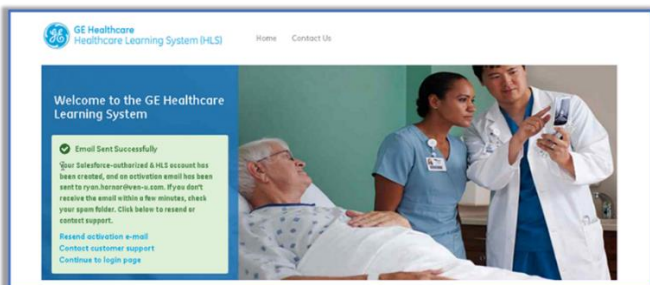
6. **First-time users** will need to complete the registration form* and click **Continue**, then confirm your information. Use the **facility field** to search for your location by name or address. If you cannot locate your facility, check the 'Facility Not Listed' box and enter your facility's name and address in the fields provided.

If at this stage you are directed to the login page, it indicates that you are a **returning user** of GE Online Training. Please **login** with your **email address** and **password**. If you cannot remember your previously used password, please select the **Forgotten Password** link.

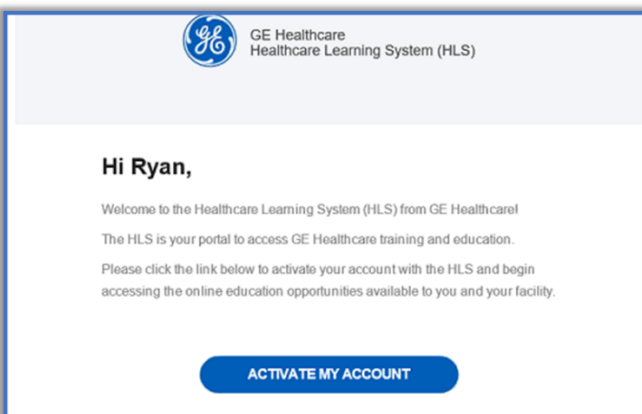
*passwords must be 8 characters long and contain all four of the following, lowercase, uppercase, numeric and a special character (\$, #, ! etc.)

The "Verify Information" page shows the user's details: First Name: Ryan, Last Name: Hunter, Email: ryan.hunter@ge.com, Facility: Florida Health Care System, Address: 301 W. Florida Ave, Country: United States of America, Zip/Postal Code: 32203, State/Region/Province: South Carolina, City: Anderson, Job Title: Physician, Preferred Language: English (en), Time Zone: GMT-05:00 Eastern US and Canada, Bogota. A "Need assistance? Contact us now" link is at the bottom. A confirmation box asks "Is the above information correct?" with "No" and "Yes" buttons.

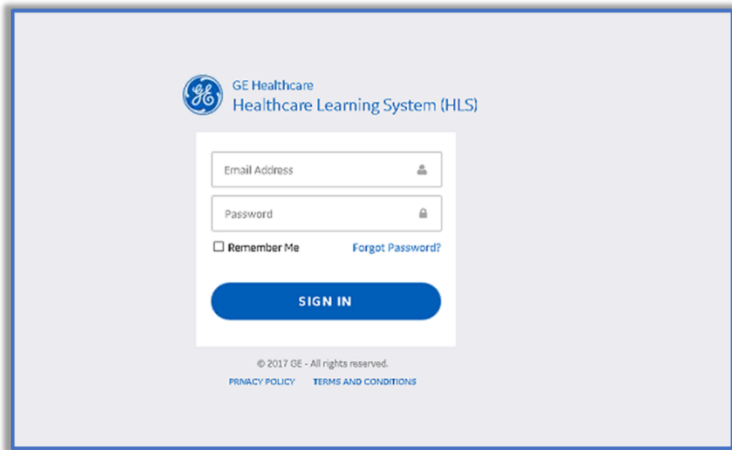
4) Check E-Mail:



7. You should have received a separate e-mail from: gehc.logondonotreply@ge.com
8. **Click the link** in this e-mail to **activate your account**

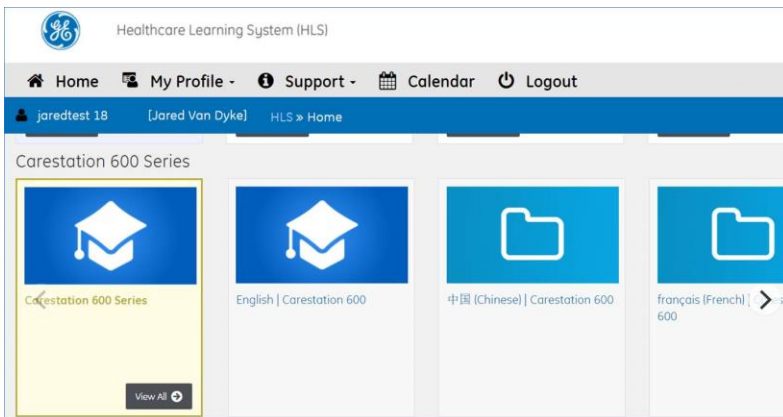


5) Log In:



9. Enter your **e-mail address** and the **password** you just created

6) Access Your Training:



10. Listed in the **Catalogue** tab will be all the courses that you have access to.

Course you have previously enrolled in can be viewed from the **My Courses** tab.

After completing a course, you can print certificates from the Learning History.

HLS Customer Support Team

GE Healthcare, Education Services

Email: geeducation@ge.com